




# CONTENTS

INTRODUCTION	1
FINISHED PIECES	3
ORIGINAL IMAGES	27

# INTRODUCTION

The final pieces in this collection were all created using Lego® bricks instead of traditional art tools. My goal was to see what ways I could use a toy, primarily designed for building, as a tool to create fine art. The finished collection includes paintings on canvas, prints, a clay sculpture, and many more.

Constructed Type  
12"x 16" x 6"  
Bricks




# TWELVE APOSTLES

To make this work I used Lego® bricks to scratch off the image of the Twelve Apostles rock formation located near Melbourne, Australia. The image was taken during my time studying abroad in the fall of 2014. The idea was to match the rough texture of the rock and cliff formations while still conveying the rippling waves using a similar technique. I also combined several boards to complete the finished image.

Twelve Apostles  
17" x 11"  
Scratch-Art





## LIT VOLCANO


For this piece I built up a small volcano of bricks and lit it with a blowtorch. I took before and after images of the sculpture. I like how the sculpture, before it was burned, looked just like ordinary Legos® as compared to the after shot which really distorted and masked its original form. The result is a sculpture that evokes a real volcano in terms of both its rocky texture and charred appearance.

Lit Volcano  
8" x 4" x 4"  
Melted Bricks

## CONSTRUCTED TYPE

For this piece I built letter forms about 6 inches high and spelled out the phrase “Art of Lego”, which is also the title of this whole collection. I then photographed the phrase at different angles. I like how at only some angles, such as the overhead, is the text legible. However, at other angles the letters seem to just be ambiguous tower formations. Overall the goal of this piece was to show the way that Legos® can utilize a three-dimensional quality that regular type cannot, especially in the way they can stack on top of one another.

Constructed Type  
24" x 4" x 12"  
Bricks





Paradise  
18" x 10.5"  
Sandpaper


## PARADISE

For this piece I used different color bricks to rub into sand paper and create the final image of some mountains in Paradise, New Zealand, located near Queenstown. The location was also where they filmed many scenes from the *Lord of the Rings* trilogy. I think it's interesting how the finished piece appears to just be crayons, but in reality made from bricks which were never sold with that artistic use in mind.


# PRINT MARKS

For this piece I built two templates: one of the letters “A of L”, and the other a close interpretation of my personal mark meant to convey a B inside of a S. I then used a printing press to make several finished prints. I ended up with some only embossed and the remaining with ink. I chose to use the best “A of L” print as my cover of this book.


Print Marks  
11" x 8.5"  
Prints







Print Marks  
11" x 8.5"  
Prints





Freedom  
4" x 4" x 8"  
Clay


## FREEDOM

For this piece I used various-sized bricks to carve and form the sculpture of the Freedom Tower located in New York City. I took the original image while visiting N.Y.C. in the spring of 2012 on a band trip. One of the final steps was to imprint the bricks trademarked connecting parts (dots) to give the building a little texture.

# NUMBERS

For this piece I constructed the numbers 1-9 of various colors and photographed them to serve as my page numbers in the finished book.

Numbers  
12" x 4"  
Bricks




# INK ART

For these two pieces I used various-sized Lego® tires and India ink. I did this in three easy steps:

1. Dip the tires in the ink 2. Roll the tires on the canvas 3. Use a towel to smear some areas. By repeating the steps I eventually came to the completed works. For the finished pieces I really wanted to show the treads of the tires and overall thought they gave the works a unique appearance through their rough edges and layering.

The first image was taken at the campus of UCLA during the summer of 2014 in Los Angeles, CA. The other photograph was taken in Kruger National Park on a South African safari in June 2013.

Ink Art  
12" x 16"  
India Ink





Ink Art  
12" x 16"  
India Ink

## ACRYLIC ON CANVAS

For these three works I used Legos® as paintbrushes on canvas. The finished pieces were made with ordinary bricks and a little water. I found it very difficult to both spread and mix the paint using the bricks but thought the result had an Impressionist look to them. They all have a fairly rough quality to them while still utilizing a very bright color pallet.

The first image was taken off the coast of Maui, Hawaii in June 2014. The second photograph was taken near Cape Town, South Africa and has been used as a film location for many movies. The last original image is of a sunset in Kruger National Park in South Africa in June 2013.



Acrylic on  
Canvas  
12" x 16"





Acrylic on  
Canvas  
12" x 16"



## ORIGINAL IMAGES

The following are the original images I personally took in various places around the world. Over the years I have been privileged to travel with my family to all to these beautiful locations. These trips have given me unique opportunities to experience different cultures which has had a huge impact on my work, and allowed me to grow as an artist.







